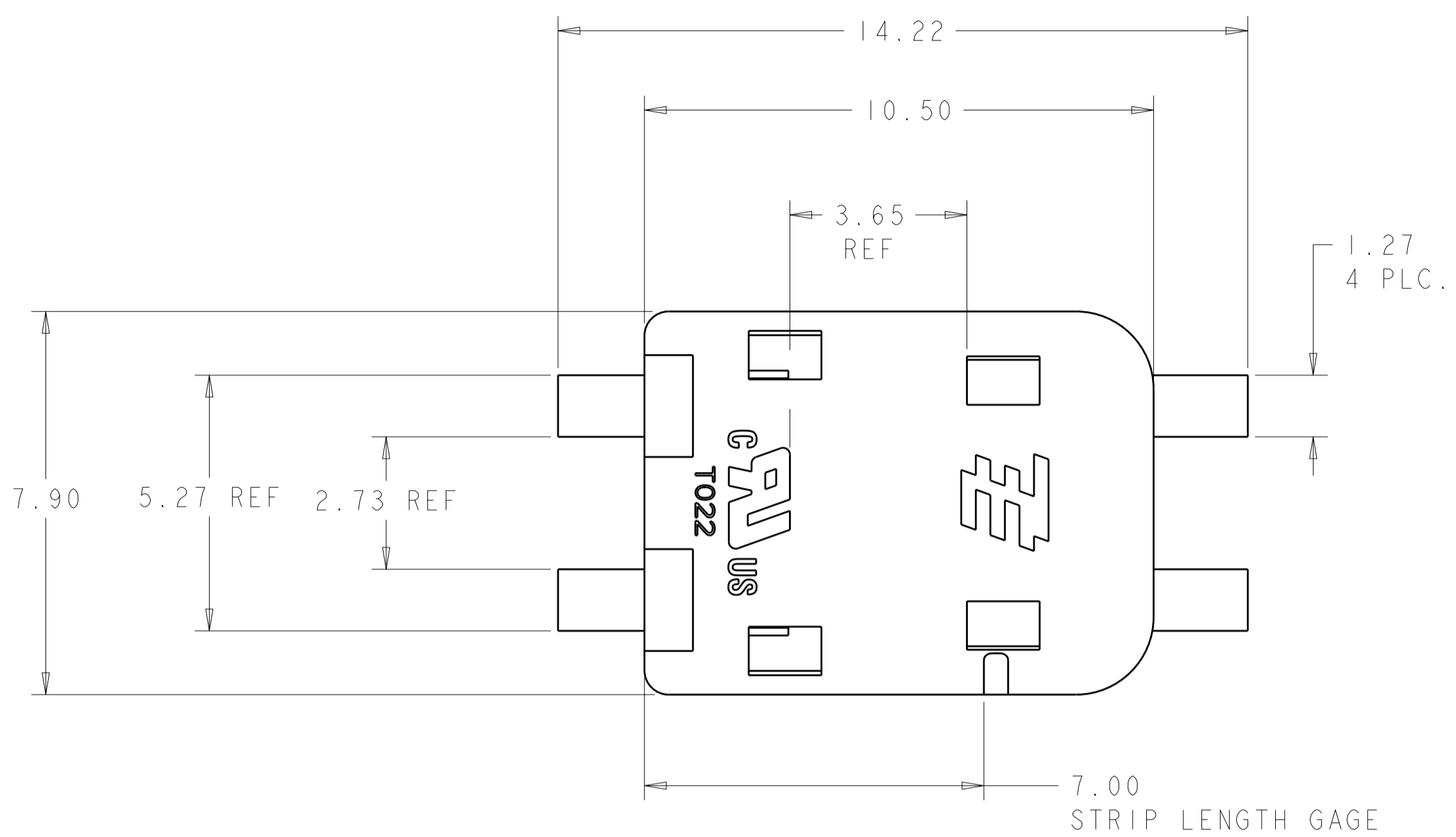


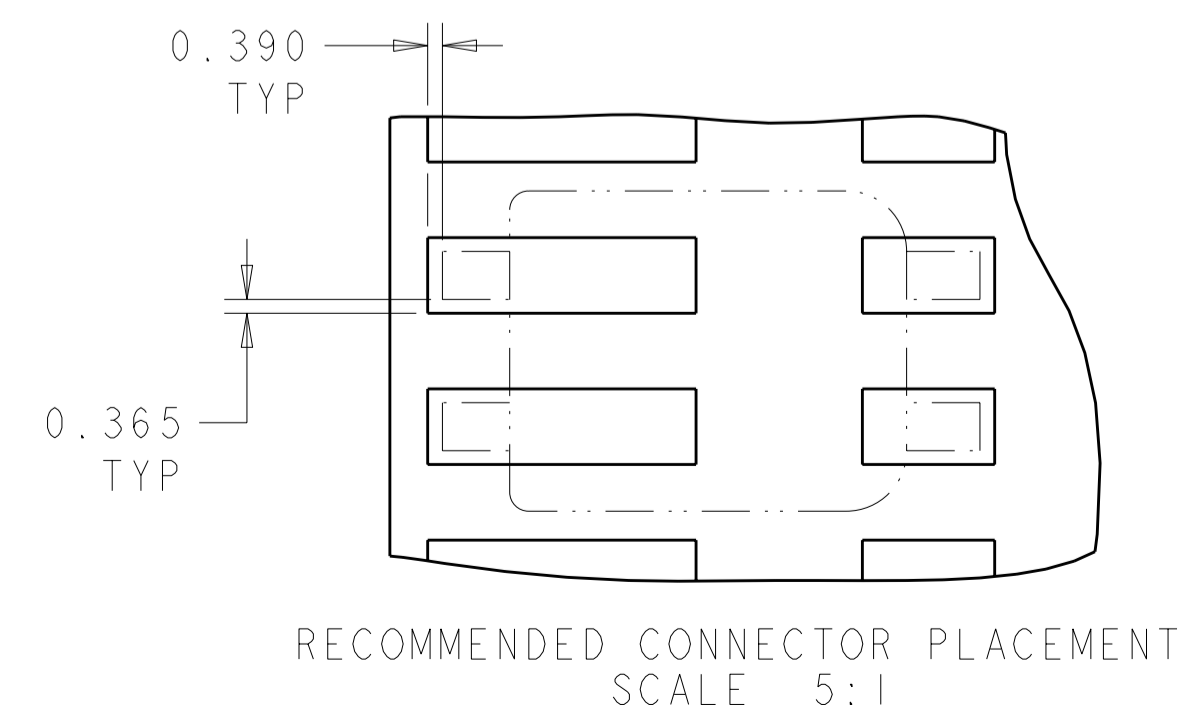
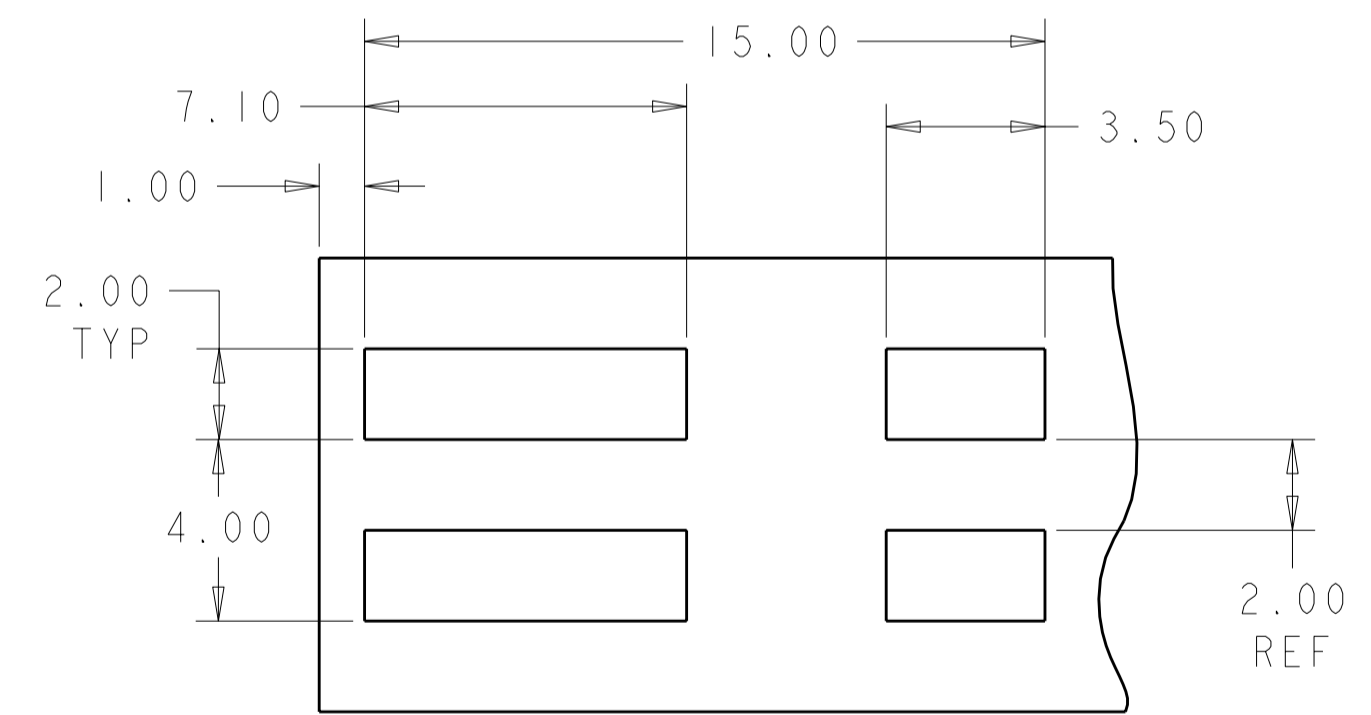
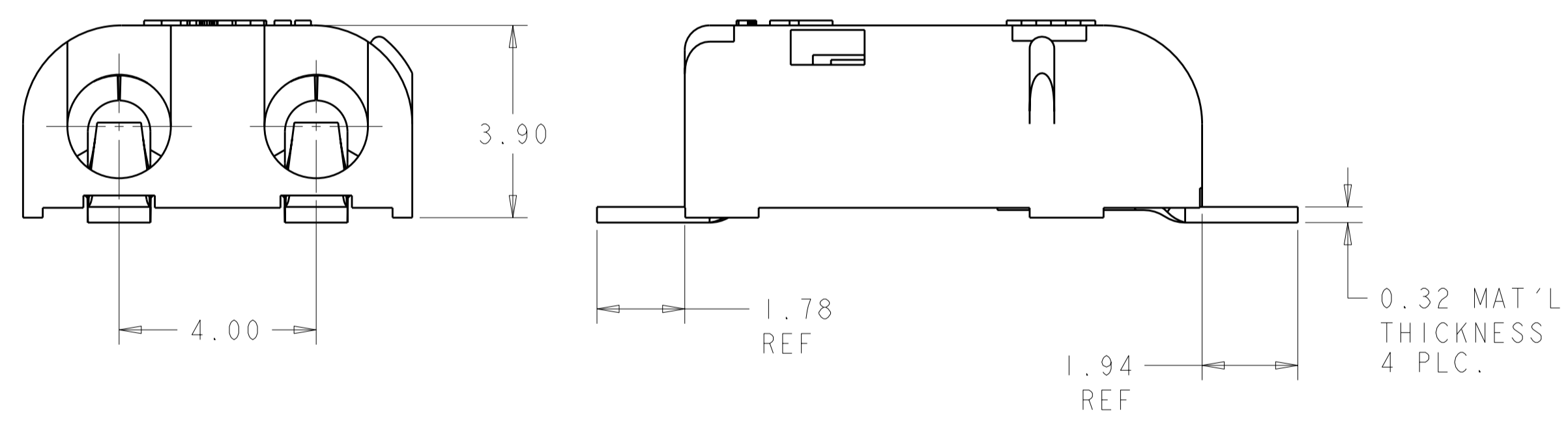
THIS DRAWING IS UNPUBLISHED. RELEASED FOR PUBLICATION 20  
 © COPYRIGHT 20 BY TYCO ELECTRONICS CORPORATION. ALL RIGHTS RESERVED.

LOC		DIST		REVISIONS			
P	LTR	DESCRIPTION	DATE	DWN	APVD		
AF	50	A3	REVISED PER ECR-08-013848	06JUN2008	HMR	DD	



NOTES :

1. MATERIALS AND FINISH:  
 - HOUSING: LCP  
 - CONTACTS: COPPER ALLOY, FINISH: TIN
2. MUST COMPLY WITH DIRECTIVE 2002/95/EC (ROHS)
3. THIS PRODUCT HAS NOT COMPLETED VALIDATION TESTING
4. WIRE TYPES AND SIZES ACCEPTED  
 18, 20 AND 22 AWG SOLID WIRE  
 18 AND 20 AWG PREBOND STRANDED WIRE  
 18 AWG STRANDED WIRE (16 STRAND COUNT)  
 MAX INSULATION OD: 2.10 MM (.083")  
 STRIP LENGTH: 7.0±1.0 (.276")
5. PACKAGED IN TAPE AND REEL PER EIA-481 SPECIFICATIONS



1954097-1  
 PART NO.

THIS DRAWING IS A CONTROLLED DOCUMENT FOR TYCO ELECTRONICS CORPORATION IT IS SUBJECT TO CHANGE AND THE CONTROLLING ENGINEERING ORGANIZATION SHOULD BE CONTACTED FOR THE LATEST REVISION.		DWN C. DAILY 06JUN2006	Tyco Electronics Harrisburg, PA 17105-3608	
DIMENSIONS: mm		CHK S. HORST 06JUN2006	NAME POKE-IN LED CONNECTOR ASSEMBLY, 2 POSITION SMT	
TOLERANCES UNLESS OTHERWISE SPECIFIED: 0 PLC ± 1 PLC ±0.5 2 PLC ±0.10 3 PLC ± 4 PLC ± ANGLES ±3° FINISH		APVD J.K. KNOLL 25OCT2007	PRODUCT SPEC 108-2284	
MATERIAL		APPLICATION SPEC 114-13194	SIZE A200779	DRAWING NO 1954097
1		WEIGHT -	RESTRICTED TO -	SCALE 4:1
CUSTOMER DRAWING		SHEET 1 OF 1		REV A3